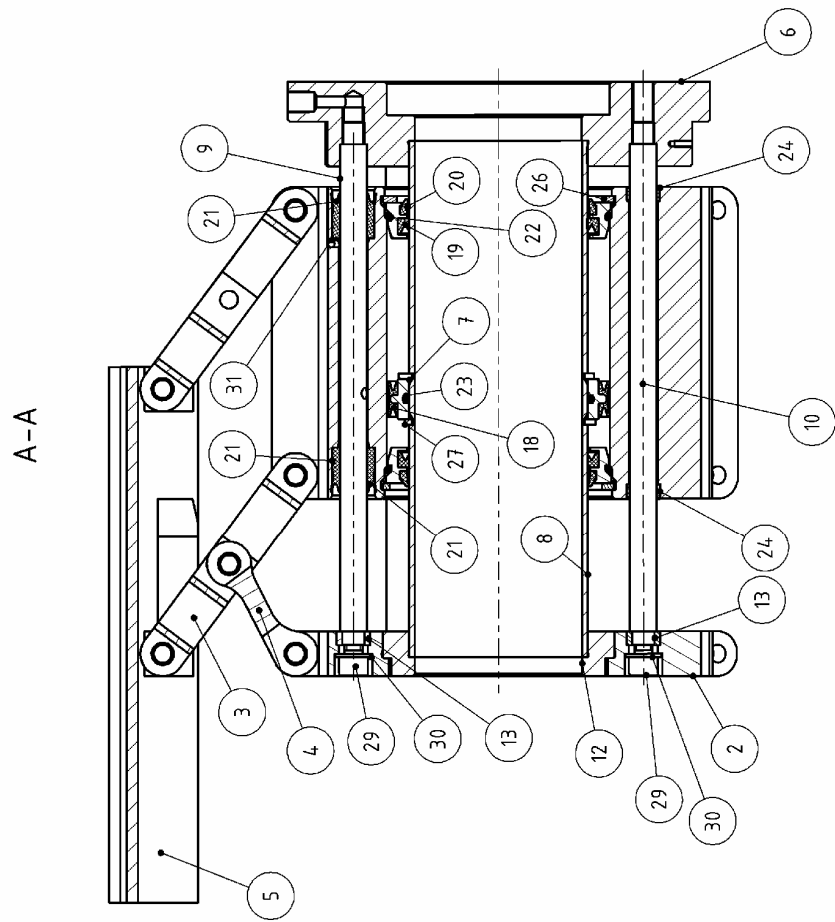
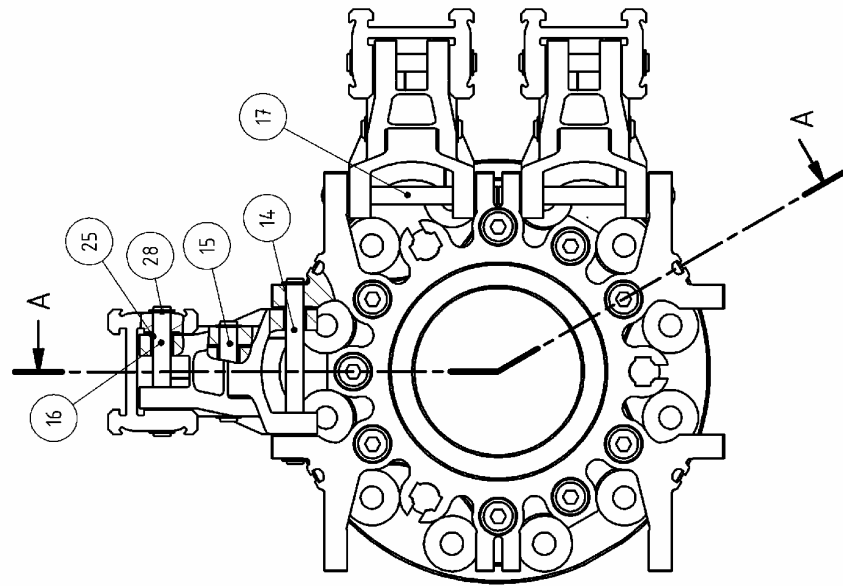


assembly plan (type: B110)



address:

GMG – Gesellschaft für modulare Greifersysteme mbH
 Rodinger Weg 8H • D-59494 Soest
 Germany

phone:

+49 (0)2921 - 4062

fax:

+49 (0)2921 - 4042

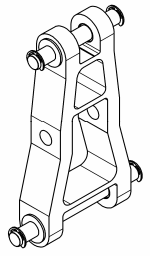
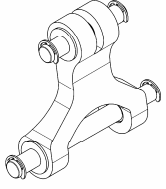
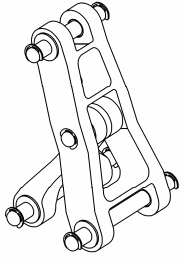
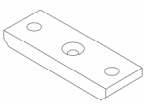
e-mail:

info@gmg-system.com

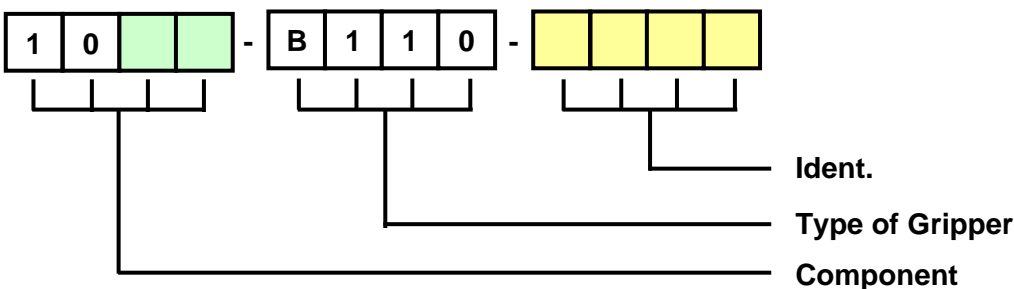
homepage:

http://www.gmg-system.com



Pos. 4, 5		Link, Crank, Crank Mechanism, Counter Plate		
Article	Component	Ident.	Scope of Delivery	
Link	02	LE10	Link (3), Slide Bearing (25), Bearing Pin (14 + 16) and Circlip (28) completely mounted	
Crank	03	KU10	Crank (4), Slide Bearing (25), Bearing Pin (14 + 15) and Circlip (28), completely mounted	
Crank Mechanism	51	KT10	Link (3), Crank (4), Slide Bearing (25), Bearing Pin (14 - 16) und Circlip (28), completely mounted	
Counter Plate	07	GP10	Counter Plate for shoe attachment. Only for fingers with finger length F=0 and standard bore template.	

Order Number:



address:

GMG – Gesellschaft für modulare Greifersysteme mbH
 Rodinger Weg 8H • D-59494 Soest
 Germany

phone:

+49 (0)2921 - 4062

fax:

+49 (0)2921 - 4042

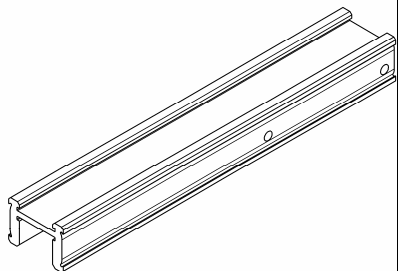
e-mail:

info@gmg-system.com

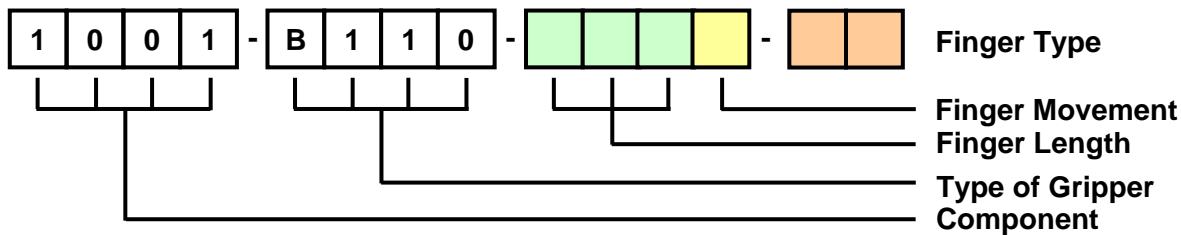
homepage:

http://www.gmg-system.com

Pos. 6			Finger			
Finger Length			Finger Movement			
Length Dimension (L) [mm]	Length Dimension (F) [mm]	Ident.	Finger Movement	Bore Dimension		Ident.
				(H) [mm]	(G) [mm]	
140	0	000	parallel open parallel close	119	10	A
190	50	050				
240	100	100	parallel open swiveling close	160		B
290	150	150				
340	200	200	swiveling open swiveling close	240	C	
Special Length		(F) in mm	Finger Type			
			Without Bore			00
			With Bore			01



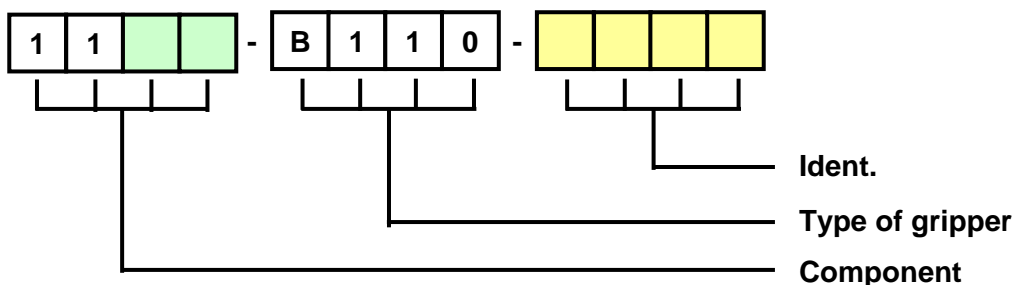
Order Number:



Pos. 14, 15, 16, 17 Bearing Pin

Article	Component	Ident.	Scope of Delivery
Bearing Pin	01	B101	Bearing Pin (14) und Circlip (28)
Bearing Pin	02	B102	Bearing Pin (15) und Circlip (28)
Bearing Pin	03	B103	Bearing Pin (16) und Circlip (28)
Bearing Pin	04	B104	Bearing Pin (17) und Circlip (28)

Order Number:



address:

GMG – Gesellschaft für modulare Greifersysteme mbH
 Rodinger Weg 8H • D-59494 Soest
 Germany

phone:

+49 (0)2921 - 4062

fax:

+49 (0)2921 - 4042

e-mail:

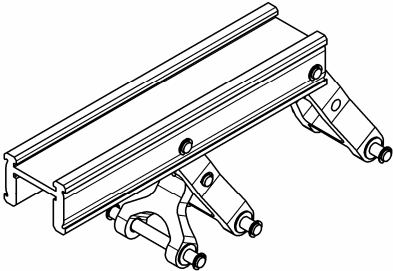
info@gmg-system.com

homepage:

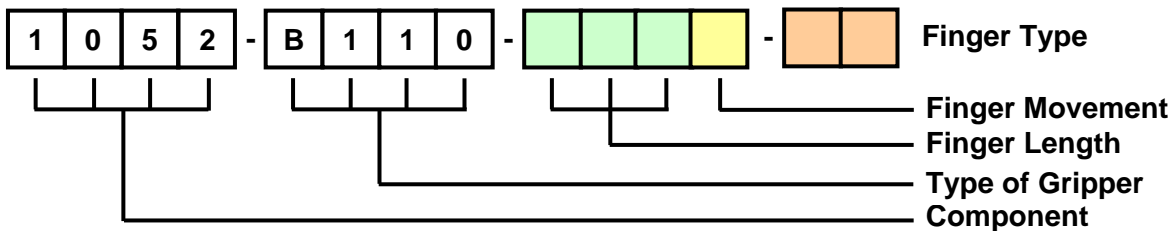
http://www.gmg-system.com

Pos. 4, 5, 6 Finger Mechanism

Finger Length			Finger Movement			
Length Dimension		Ident.	Finger Movement	Bore Dimension		Ident.
(L) [mm]	(F) [mm]			(H) [mm]	(G) [mm]	
140	0	000	parallel open parallel close	119	10	A
190	50	050				
240	100	100	parallel open swiveling close	160		B
290	150	150				
340	200	200	swiveling open swiveling close	240	C	
Special Length		(F) in mm			Finger Type	
			Without Bore		00	
			With Bore		01	

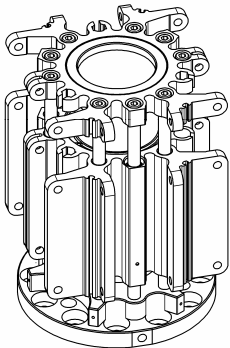


Order Number:




Scope of Delivery
Finger (5), Link (3), Crank (4), Slide Bearings (25), Bearing Pins (14 - 16), Circlips (28)

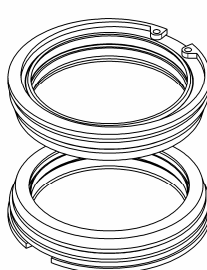
Operating Unit

Pos.	Article	Order Number: 1079-B110-BE10
1-2, 6-13, 18-24, 26-27, 29-31	Operating Unit	

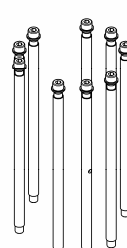
Spare Part Kit 1 (Piston Unit)

Pos.	Article	Quantity	Order Number: 1080-B110-KE10
7	Piston	1	
8	Piston Pipe	1	
18	Piston Sealing	1	
23	O-Ring	1	
27	Circlip	2	

Spare Part Kit 2 (Cylinder Cover)

Pos.	Article	Quantity	Order Number: 1081-B110-ZD10
11	Cylinder Cover	2	
19	Seal Ring	2	
20	Stripper	2	
22	O-Ring	2	
27	Circlip	2	

Spare Part Kit 3 (Sliding Rods)

Pos.	Article	Quantity	Order Number: 1082-B110-FS10
9	Sliding Rods with Bore	2	
10	Sliding Rods	7	
29	Hexagon Socket	9	
30	Washer	9	

address:

GMG – Gesellschaft für modulare Greifersysteme mbH
 Rodinger Weg 8H • D-59494 Soest
 Germany

phone:

+49 (0)2921 - 4062

fax:

+49 (0)2921 - 4042

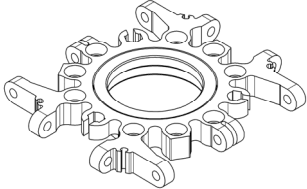
e-mail:

info@gmg-system.com

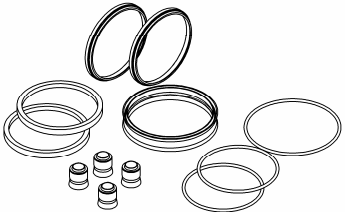
homepage:

http://www.gmg-system.com

Spare Part Kit 4 (Head Plate)

Pos.	Article	Quantity	Order Number: 1083-B110-KP10
2	Head Plate	1	
12	Clamping Ring	1	
13	Thrust Collar	9	

Seal Kit 10

Pos.	Article	Quantity	Order Number: 1090-B110-DS10
18	Piston Seal	1	
19	Seal Ring	2	
20	Stripper	2	
21	Multiple Element	4	
22	O-Ring	2	
23	O-Ring	1	

Gas Spring (Object Retention)

Scope of Delivery	Force [N]	Order Number:
Gas Spring incl. Collar Nut (2x)	180	1006-B110-GF18

Shock Absorber

Scope of Delivery	Order Number:
Shock Absorber including Casing and Nut	1004-B110-SD10

Proximity Switch

Scope of Delivery	Order Number:
Proximity Switch (PNP) with Extension	1049-B110-PN01
Proximity Switch (PNP) without Extension	1049-B110-PN00

address:

GMG – Gesellschaft für modulare Greifersysteme mbH
 Rodinger Weg 8H • D-59494 Soest
 Germany

phone:

+49 (0)2921 - 4062

fax:

+49 (0)2921 - 4042

e-mail:

info@gmg-system.com

homepage:

http://www.gmg-system.com



Proximity Switch Kit

<i>Scope of Delivery</i>	Order Number:
<i>1 Proximity Switch (PNP) with Extension, Magnetic Carrier, Fixation Bar for 2 proximity switches minimum, fixing screws</i>	1050-B110-PN01
<i>1 Proximity Switch (PNP) without Extension, Magnetic Carrier, Fixation Bar for 2 proximity switches minimum, fixing screws</i>	1050-B110-PN00

Mounting Elements for Proximity Switch

<i>Scope of Delivery</i>	Order Number:
<i>Magnetic Carrier, Fixation Bar for 2 proximity switches minimum, fixing screws</i>	1005-B110-BESG

We only deliver to the INCOTERMS latest edition.
 All printing and clerical errors are subject to correction without liability!
 Prices and delivery times can only be provided through an individual quote.