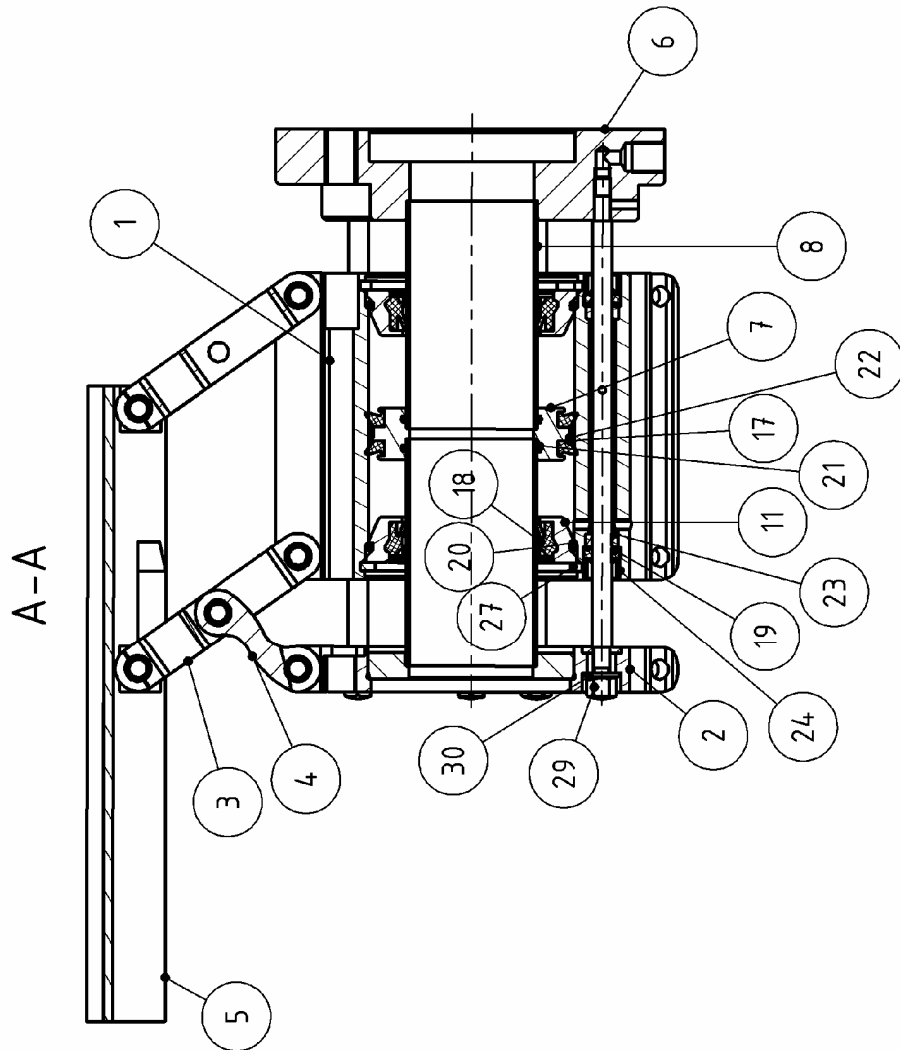
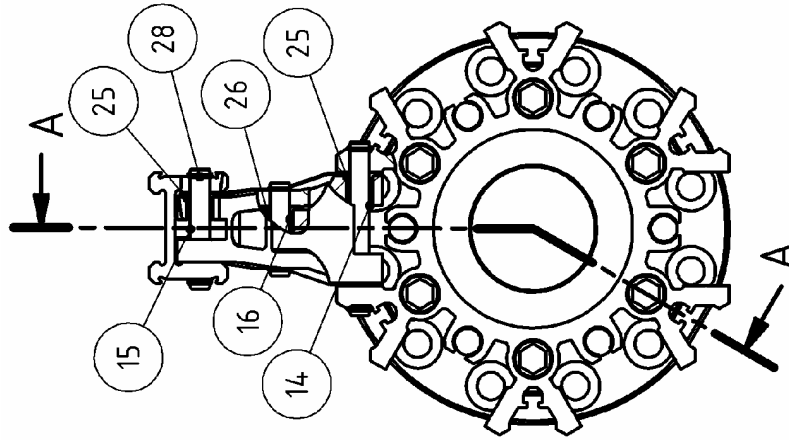


assembly plan (type: C106)



**address:**

**GMG** – Gesellschaft für modulare Greifersysteme mbH  
 Rodinger Weg 8H • D-59494 Soest  
 Germany

**phone:**

+49 (0)2921 - 4062

**fax:**

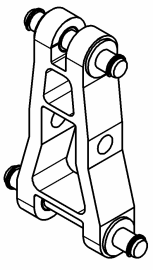
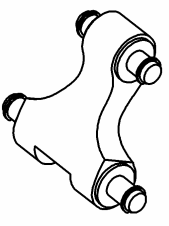
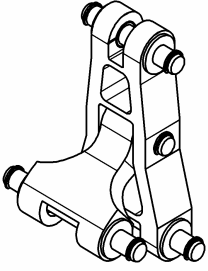
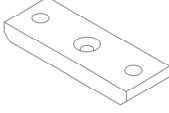
+49 (0)2921 - 4042

**e-mail:**

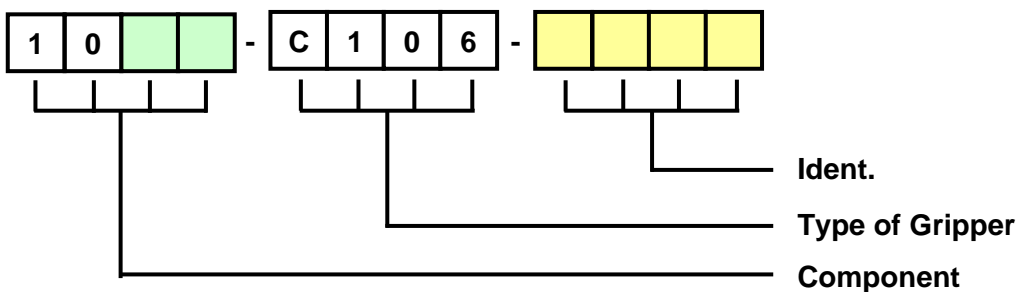
info@gmg-system.com

**homepage:**

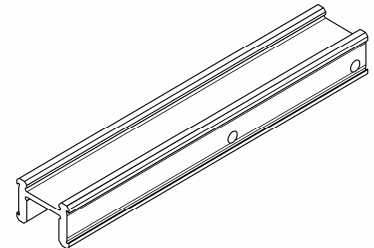
http://www.gmg-system.com

Pos. 4, 5		Link, Crank, Crank Mechanism, Couther Plate		
Article:	Component	Ident.	Scope of Delivery:	
Link	02	LE06	Link (3), Slide Bearings (25), Bearing Pins (14 + 15) and Circlip (28) completely mounted.	
Crank	03	KU06	Crank (4), Slide Bearings (25 + 26), Bearing Pins (14 + 16) and Circlip (28) completely mounted.	
Crank Mechanism	51	KT06	Link (3), Crank (4), Slide Bearings (25 + 26), Bearing Pins (14 - 16) and Circlip (28), completely mounted	
Counter Plate	07	GP06	Counter Plate for shoe attachment. Only for fingers with finger length F=0 and standard bore template.	

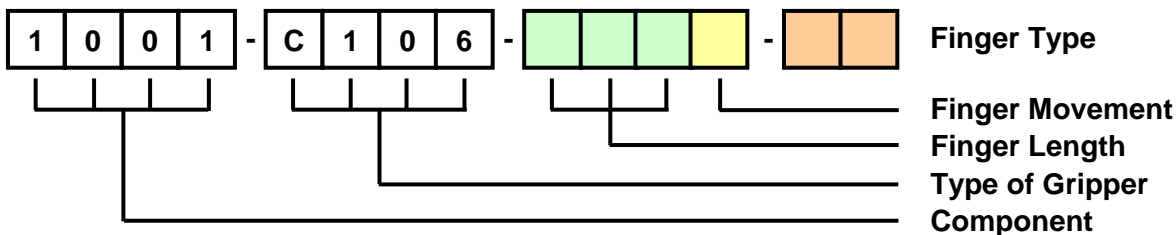
### Order Number:



Pos. 6		Finger				
Finger Length		Finger Movement				
Length Dimension		Finger Movement	Bore Dimension		Ident.	
(L)	(F)		(H)	(G)		
[mm]	[mm]		[mm]	[mm]		
95	0	parallel open parallel close	80	8	<b>A</b>	
135	40				<b>B</b>	
155	60	parallel open swiveling close	111	8	<b>C</b>	
175	80				<b>C</b>	
195	100	swiveling open swiveling close	155		<b>C</b>	
Special Length		<b>Finger Type</b>				
		Without Bore				<b>00</b>
		With Bore				<b>01</b>



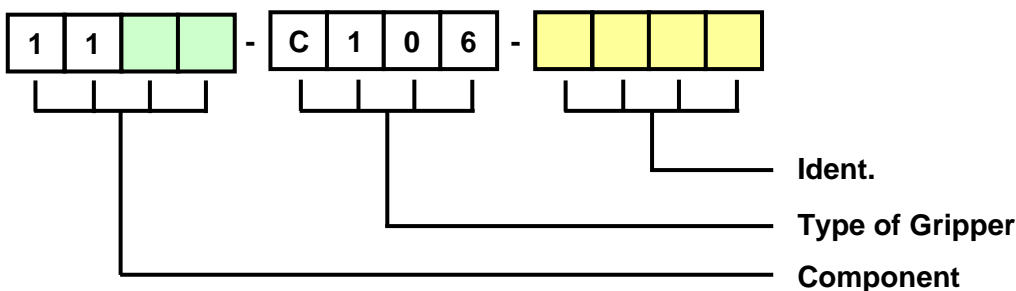
### Order Number:



Pos. 14, 15, 16		Bearing Pin	
-----------------	--	-------------	--

Article	Component	Ident.	Scope of Delivery
Bearing Pin	<b>01</b>	<b>B061</b>	Bearing Pin (14) and Circlip (28)
Bearing Pin	<b>02</b>	<b>B062</b>	Bearing Pin (15) and Circlip (28)
Bearing Pin	<b>03</b>	<b>B063</b>	Bearing Pin (16) and Circlip (28)

### Order Number:



#### address:

GMG – Gesellschaft für modulare Greifersysteme mbH  
Rodinger Weg 8H • D-59494 Soest  
Germany

#### phone:

+49 (0)2921 - 4062

#### fax:

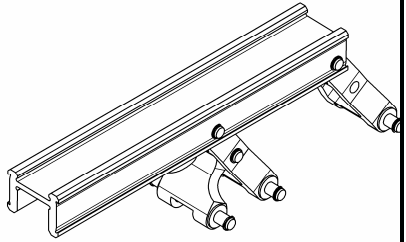
+49 (0)2921 - 4042

#### e-mail:

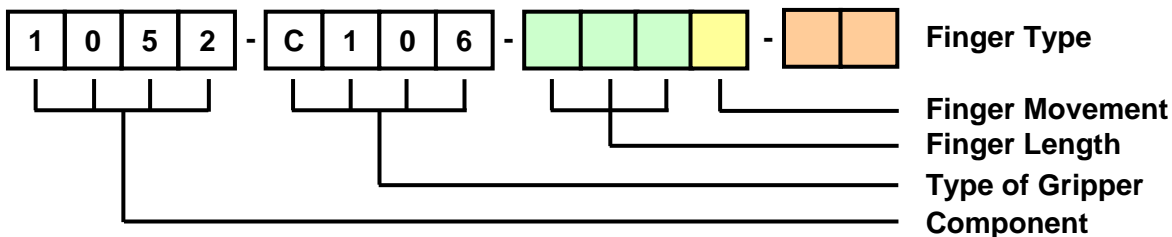
info@gmg-system.com

#### homepage:

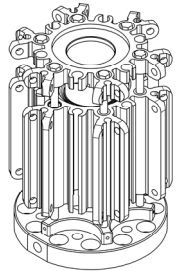
http://www.gmg-system.com

Pos. 4, 5, 6			Finger Mechanism				
Finger Length			Finger Movement				
Length Dimension		Ident.	Finger Movement	Bore Dimension		Ident.	
(L) [mm]	(F) [mm]			(H) [mm]	(G) [mm]		
95	0	000	parallel open parallel close	80	8	A	
135	40	040					
155	60	060	parallel open swiveling close	111	8	B	
175	80	080					
195	100	100	swiveling open swiveling close	155	8	C	
Special Length		(F) in mm					
Finger Type							
Without Bore							00
With Bore							01

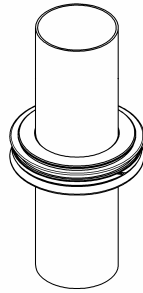
### Order Number:



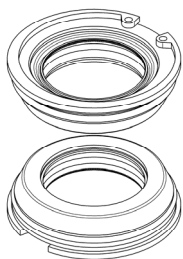
Scope of Delivery
Finger (5), Link (3), Crank (4), Slide Bearing(25 + 26), Bearing Pin (14 - 16), Circlip (28)

Operating Unit		
Pos.	Article	Order Number: 1079-C106-BE06
1-2, 6-13, 17-24, 27, 29-31	Operating Unit	

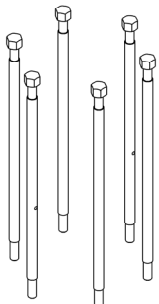
## Spare Part Kit 1 (Piston Unit)

Pos..	Article	Quantity	Order Number: 1080-C106-KE06
7	Piston	1	
8	Piston Pipe	2	
17	Piston Seal	2	
21	O-Ring	2	
22	Guiding Tape	1	

## Spare Part Kit 2 (Cylinder Cover)

Pos..	Article	Quantity	Order Number: 1081-C106-ZD06
11	Cylinder Cap	2	
18	Seal and Stripper	2	
20	O-Ring	2	
27	Circlip	2	

## Spare Part Kit 3 (Sliding Rods)

Pos..	Article	Quantity	Order Number: 1082-C106-FS06
10	Sliding Rods with Bore	2	
9	Sliding Rods	4	
29	Cap Nut	6	
30	Spring Washer	6	

**address:**

GMG – Gesellschaft für modulare Greifersysteme mbH  
 Rodinger Weg 8H • D-59494 Soest  
 Germany

**phone:**

+49 (0)2921 - 4062

**fax:**

+49 (0)2921 - 4042

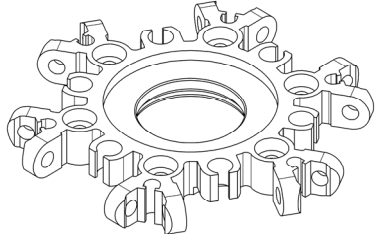
**e-mail:**

info@gmg-system.com


**homepage:**

http://www.gmg-system.com

## Spare Part Kit 4 (Head Plate)

Pos..	Article	Quantity	Order Number: 1083-C106-KP06
2	Head Plate	1	
12	Clamping Ring	1	

## Seal Kit 06

Pos..	Article	Quantity	Order Number: 1090-C106-DS06
17	Piston Seal	2	
18	Seal and Stripper	2	
19	Seal and Stripper	4	
20	O-Ring	2	
21	O-Ring	2	
23	Slide Bearing	12	
24	Seal Holding Ring	4	

## Shock Absorber

Scope of Delivery	Order Number:
Shock Absorber including Casing and Nut	1004-C106-SD06

## Proximity Switch

Scope of Delivery	Order Number:
Proximity Switch (PNP) with Extension	1049-C106-PN01
Proximity Switch (PNP) without Extension	1049-C106-PN00

**address:**

GMG – Gesellschaft für modulare Greifsysteme mbH  
 Rodinger Weg 8H • D-59494 Soest  
 Germany

**phone:**

+49 (0)2921 - 4062

**fax:**

+49 (0)2921 - 4042

**e-mail:**

info@gmg-system.com

**homepage:**

http://www.gmg-system.com

## Proximity Switch Kit

Scope of Delivery	Order Number:
1 Proximity Switch (PNP) with Extension, Magnetic Carrier, Fixation Bar for 2 proximity switches minimum, fixing screws	1050-C106-PN01
1 Proximity Switch (PNP) without Extension, Magnetic Carrier, Fixation Bar for 2 proximity switches minimum, fixing screws	1050-C106-PN00

## Mounting Elements for Proximity Switch

Scope of Delivery	Order Number:
Magnetic Carrier, Fixation Bar for 2 proximity switches minimum, fixing screws	1005-C106-BESG

We only deliver to the INCOTERMS latest edition.  
All printing and clerical errors are subject to correction without liability!  
Prices and delivery times can only be provided through an individual quote.

**address:**

**GMG** – Gesellschaft für modulare  
Greifersysteme mbH  
Rodinger Weg 8H • D-59494 Soest  
Germany

**phone:**

+49 (0)2921 - 4062

**fax:**

+49 (0)2921 - 4042

**e-mail:**

info@gmg-system.com

**homepage:**

<http://www.gmg-system.com>