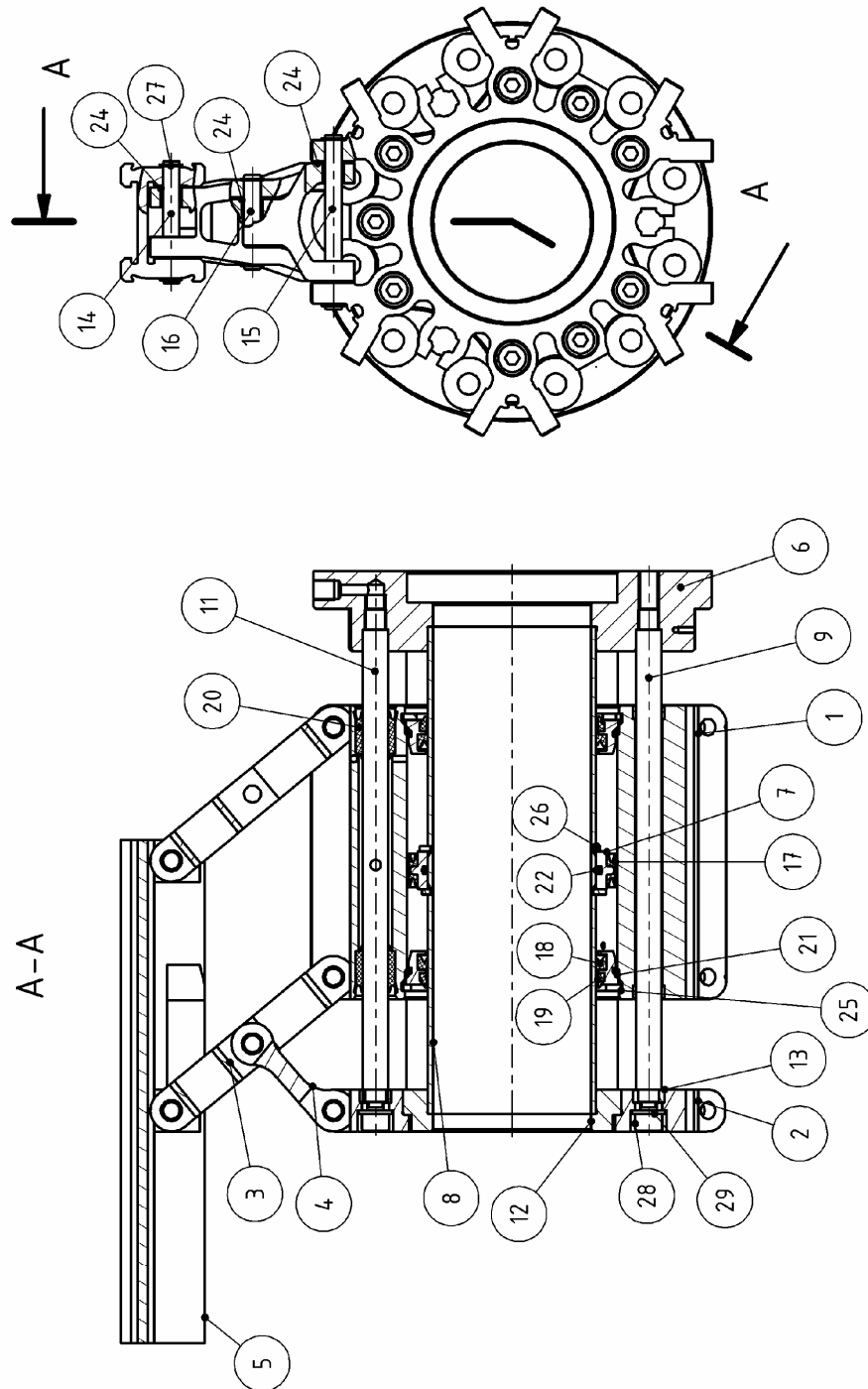


assembly plan (type: C110)



address:

GMG – Gesellschaft für modulare
Greifersysteme mbH
Rodinger Weg 8H • D-59494 Soest
Germany

phone:

+49 (0)2921 - 4062

fax:

+49 (0)2921 - 4042

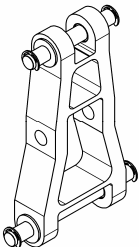
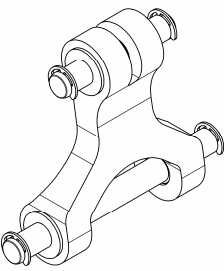
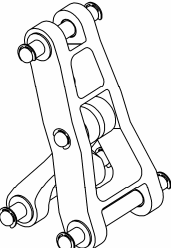
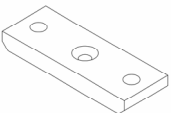
e-mail:

info@gmg-system.com

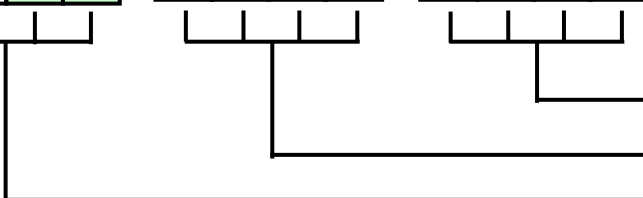
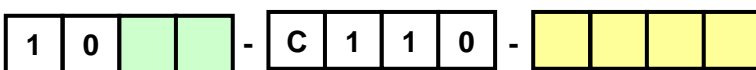
homepage:

http://www.gmg-system.com

Pos. 4, 5 Link, Crank, Crank Mechanism, Counter Plate

Article	Component	Ident.	Scope of Delivery	
Link	02	LE10	Link (3), Slide Bearing (25), Bearing Pin (14 + 16) and Circlip (28) completely mounted	
Crank	03	KU10	Crank (4), Slide Bearing (25), Bearing Pin (14 + 15) and Circlip (28), completely mounted	
Crank Mechanism	51	KT10	Link (3), Crank (4), Slide Bearing (25), Bearing Pin (14 - 16) and Circlip (28), completely mounted	
Counter Plate	07	GP06	Counter Plate for shoe attachment. Only for fingers with finger length F=0 and standard bore template.	

Order Number:



Ident.

Type of Gripper
Component

address:

GMG – Gesellschaft für modulare Greifersysteme mbH
Rodinger Weg 8H • D-59494 Soest
Germany

phone:

+49 (0)2921 - 4062

fax:

+49 (0)2921 - 4042

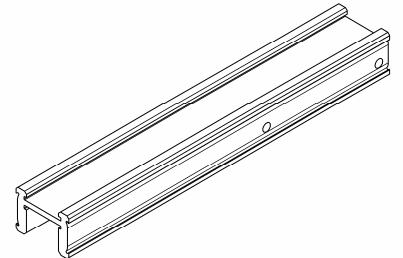
e-mail:

info@gmg-system.com

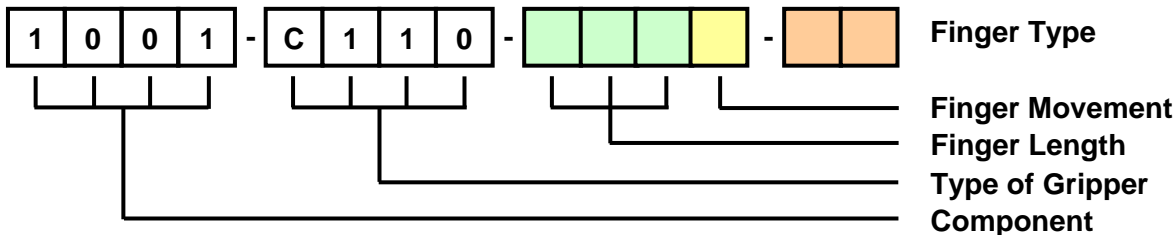
homepage:

http://www.gmg-system.com

Pos. 6			Finger			
Finger Length			Finger Movement			
Length Dimension (L) [mm]	Length Dimension (F) [mm]	Ident.	Finger Movement	Bore Dimension		Ident.
				(H) [mm]	(G) [mm]	
140	0	000	parallel open parallel close	119	10	A
190	50	050				
240	100	100	parallel open swiveling close	160		B
290	150	150				
340	200	200	swiveling open swiveling close	240	C	
Special Length		(F) in mm	Finger Type			
			Without Bore			00
			With Bore			01

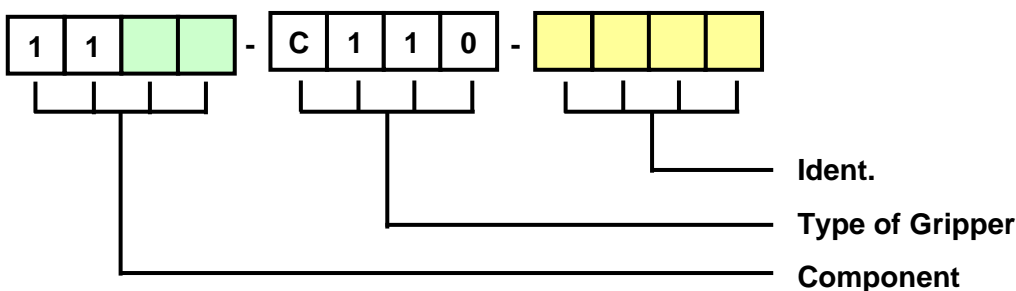


Order Number:



Pos. 14, 15, 16		Bearing Pin		
Article	Component	Ident.	Scope of Delivery	
Bearing Pin	01	B101	Bearing Pin (14) and Circlip (28)	
Bearing Pin	02	B102	Bearing Pin (15) and Circlip (28)	
Bearing Pin	03	B103	Bearing Pin (16) and Circlip (28)	

Order Number:



address:

GMG – Gesellschaft für modulare Greifersysteme mbH
Rodinger Weg 8H • D-59494 Soest
Germany

phone:

+49 (0)2921 - 4062

fax:

+49 (0)2921 - 4042

e-mail:

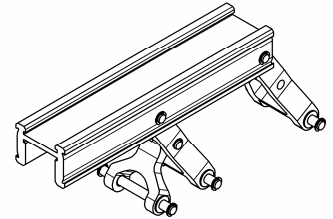
info@gmg-system.com

homepage:

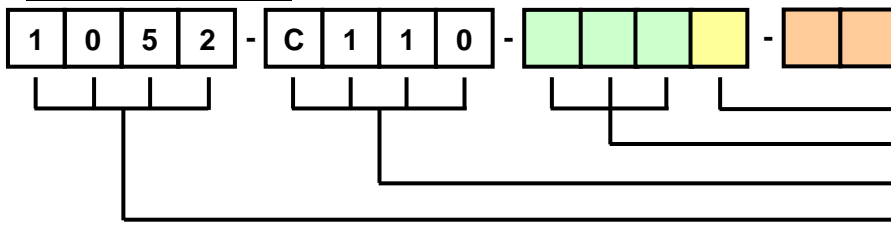
http://www.gmg-system.com

Pos. 4, 5, 6 Finger Mechanism

Finger Length			Finger Movement			
Length Dimension		Ident.	Finger Movement	Bore Dimension		Ident.
(L) [mm]	(F) [mm]			(H) [mm]	(G) [mm]	
140	0	000	parallel open parallel close	119	10	A
190	50	050				
240	100	100	parallel open swiveling close	160	10	
290	150	150				
340	200	200	swiveling open swiveling close	240		C
Special Length		(F) in mm				
Finger Type						
Without Bore						
With Bore						01



Order Number:



Finger Type

Finger Movement

Finger Length

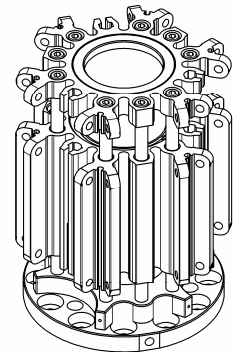
Type of Gripper

Component

Scope of Delivery

Finger (5), Link (3), Crank (4), Slide Bearing (25), Bearing Pin (14 - 16), Circlip (28), completely mounted

Operating Unit

Pos.	Article	Order Number: 1079-C110-BE10
1-2, 6-13, 18-24, 26-27, 29-31	Operating Unit	

address:

GMG – Gesellschaft für modulare Greifersysteme mbH
Rodinger Weg 8H • D-59494 Soest
Germany

phone:

+49 (0)2921 - 4062

fax:

+49 (0)2921 - 4042


e-mail:

info@gmg-system.com

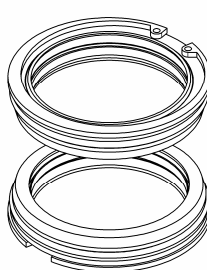
homepage:

http://www.gmg-system.com

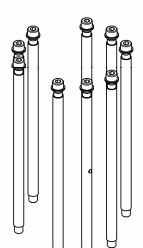
Spare Part Kit 1 (Piston Unit)

Pos.	Article	Quantity	Order Number: 1080-C110-KE10
7	Piston	1	
8	Piston Pipe	1	
18	Piston Sealing	1	
23	O-Ring	1	
27	Circlip	2	

Spare Part Kit 2 (Cylinder Cover)

Pos.	Article	Quantity	Order Number: 1081-C110-ZD10
11	Cylinder Cap	2	
19	Seal Ring	2	
20	Stripper	2	
22	O-Ring	2	
27	Circlip	2	

Spare Part Kit 3 (Sliding Rods)

Pos.	Article	Quantity	Order Number: 1082-C110-FS10
9	Sliding Rod with Bore	2	
10	Sliding Rod	7	
29	Hexagon Socket	9	
30	Spring Washer	9	

address:

GMG – Gesellschaft für modulare Greifersysteme mbH
 Rodinger Weg 8H • D-59494 Soest
 Germany

phone:

+49 (0)2921 - 4062

fax:

+49 (0)2921 - 4042

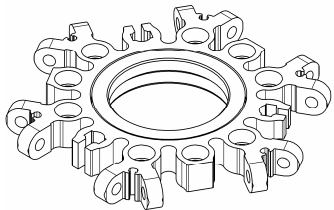
e-mail:

info@gmg-system.com

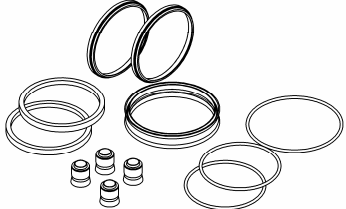
homepage:

http://www.gmg-system.com

Spare Part Kit 4 (Head Plate)

Pos.	Article	Quantity	Order Number: 1083-C110-KP10
2	Head Plate	1	
12	Clamping Ring	1	
13	Thrust Collar	9	

Seal Kit 10

Pos.	Article	Quantity	Order Number: 1090-C110-DS10
18	Piston Seal	1	
19	Seal Ring	2	
20	Stripper	2	
21	Multiple Element	4	
22	O-Ring	2	
23	O-Ring	1	

Gas Spring (Object Retention)

Scope of Delivery	Force [N]	Order Number:
Gas Spring incl. Collar Nut (2x)	180	1006-C110-GF18

Shock Absorber

Scope of Delivery	Order Number:
Shock Absorber including Casing and Nut	1004-C110-SD10

Proximity Switch

Scope of Delivery	Order Number:
Proximity Switch (PNP) with Extension	1049-C110-PN01
Proximity Switch (PNP) without Extension	1049-C110-PN00

address:

GMG – Gesellschaft für modulare Greifersysteme mbH
 Rodinger Weg 8H • D-59494 Soest
 Germany

phone:

+49 (0)2921 - 4062

fax:

+49 (0)2921 - 4042

e-mail:

info@gmg-system.com

homepage:

http://www.gmg-system.com

Proximity Switch Kit

Scope of Delivery	Order Number:
1 Proximity Switch (PNP) with Extension, Magnetic Carrier, Fixation Bar for 2 proximity switches minimum, fixing screws	1050-C110-PN01
1 Proximity Switch (PNP) without Extension, Magnetic Carrier, Fixation Bar for 2 proximity switches minimum, fixing screws	1050-C110-PN00

Mounting Elements for Proximity Switch

Scope of Delivery	Order Number:
Magnetic Carrier, Fixation Bar for 2 proximity switches minimum, fixing screws	1005-C110-BESG

We only deliver to the INCOTERMS latest edition.
 All printing and clerical errors are subject to correction without liability!
 Prices and delivery times can only be provided through an individual quote.

address:

GMG – Gesellschaft für modulare Greifersysteme mbH
 Rodinger Weg 8H • D-59494 Soest
 Germany

phone:

+49 (0)2921 - 4062

fax:

+49 (0)2921 - 4042

e-mail:

info@gmg-system.com

homepage:

http://www.gmg-system.com